



LUMINGLITE

Lumilite Lighting Tech. Co., Ltd.

Specification

Model: LMNV-60-24

Description: Input:200-240Vac, Output: 24Vdc, 2.5A, LED Driver

Date : _____

Prepared by: _____

Checked by: _____

Approved by: _____

Customer authorized signature: _____


Issued Status: Draft Published

ADD : No.23 Six Hi-tech Road,Hi-tech Innovation Coast,Tangjiawan Town Zhuhai City, Guang Dong, China.

HTTP//: www.luminglite.com

Email:Info@luminglite.com Sales@luminglite.com

Specification

Product Name:	LED Driver	Applications:
Model:	LMNV-60-24	Applicable occasions: Indoor
		Features:
		1、Wide voltage input.
		2、Working temperature range -20℃~+45℃.
		3、With OCP、SCP protection function.
		4、Through the FCC、CB、CE、TUV Mark、3C、RCM、IP20、RoHS
		Installation:
		screws for fixing.
		Warranty:
		3 years.

1、Product Parameters:


Output Characteristics	Rated Output Voltage	24V
	Rated Output Current	2.5A
	Rated Output Power	60W
	Output Voltage Accuracy	(23.5-24.5V)
	Output Ripple & Noise	≤600mV
Input Characteristics	Input Voltage Range	200VAC-240VAC
	Input Frequency Range	50~60HZ
	Input Current	≤0.38A(200-240VAC)
	Surge Current (cold start)	46A @230VAC
	Power Efficiency	86%
	PF	>0.95
Protective Characteristics	Over-Current Protection	■YES □NO
	Short-Circuit Protection	■YES □NO
	Over-Voltage Protection	■YES □NO
	Over-Temperature Protection	□YES ■NO
Environmental Characteristics	Working Temperature	-20℃~+45℃
	Working Humidity	45%~85%
	Storage Temperature	~35℃~+65℃

	IP Rating	IP20	
	Vibration	10~500Hz, 1.0mm, 15 minutes (for X、Y、Z each axis)	
Safety and EMC	Safety Standard	Design refer to UL/cUL、 FCC、 CB、 CE、 TUV Mark、 3C、 RCM、 IP20、 RoHS	
	Dielectric Strength (Hi-Pot)	I/P-O/P	3.75KVAC/ 10mA/ 3S
		I/P-Case	1.5KVAC/ 10mA/ 3S
	Insulation Resistance	100MΩ / 500VDC/ 3S	
	Grounding Resistance	≤0.5Ω	
EMC	Design refer to FCC part 15classB EN55015		
Other Characteristics	MTBF	30Khrs. MIL-HDBK-217F(25°C)	
	Size	320*30*18mm(L*W*H)	
	Weight	0.17 kg	


Remarks:

- ① Test environment temperature : 25 ± 2 °C ;
- ② Ripple and noise measurement methods: terminal to parallel 47uF electrolytic capacity and 0.1uF ceramic capacity, in 20 MHZ Bandwidth measurement.

2、 Profile Drawing:





Wiring Diagram



LUMINGLITE

3、Laybel Drawing:

	<p>LMNV-60-24 LED POWER SUPPLY</p>	<p>Prim.:200-240VAC,50/60Hz, $\lambda > 0.9$ Sec.: 24VDC,Max.2.5A_{tc} 60W tc:80°C ta:45°C</p>	
<p>200~240V~ PRI</p>			<p>SEC 12VDC</p>

4、Packaging Diagram:

产品/Product:



内盒/Inner box:



外箱/Outer carton:



5、Packaging Information:

- 1、Outer Carton: 350*320*205mm; Inner packing box: 336*29*37mm
- 2、(QTY)/ Quantity: 50pcs; Total 5 layer, each layer 10 pcs.
- 3、(NW) / Net Weight: 8.5(1±10%) kg;
- 4、(GW) / Gross Weight: 10.1(1±10%) kg;
- 5、The actual packed quantity and weight may subject to change without prior notice.

6、Note:

Please ensure that the ground wire is properly grounded and ensure it does not come into contact with the neutral wire.

- 2、 Please make the power supply installed in a well-ventilated place, to ensure that the environment temperature is appropriate.
- 3、 Do not overload the power supply with multiple appliances.
- 4、 Please do not touch the metal shell surface to avoid high temperature scald.
- 5、 Do not install in the minefield or high pressure area.
- 6、 Do not attempt to repair privately. Please contact the supplier if you have any questions.

7、 Tips:

- 1、 To be installed by a certified electrician. Please read and follow the instructions carefully before installing. Ensure all contact points are connected firmly.
- 2、 Please pay attention to the using environment, and conduct regular check and maintenance to eliminate safety risks.



LUMINGLITE
